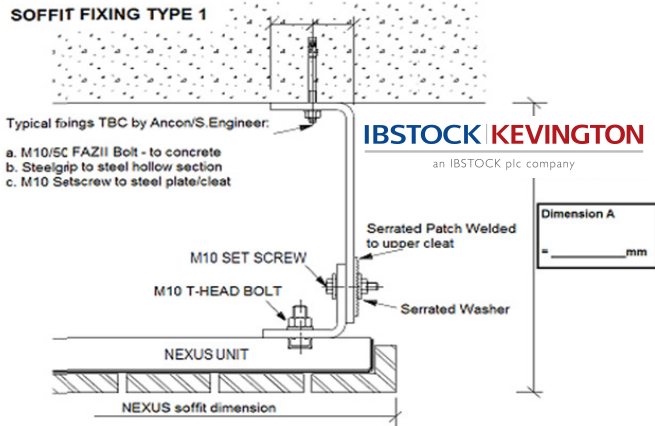


SOFFIT FIXING DESIGN SHEET

Please choose your preferred fixing

SOFFIT FIXING TYPE 1



Typical fixings TBC by Ancon/S.Engineer:
 a. M10/5C FAZII Bolt - to concrete
 b. Steelgrip to steel hollow section
 c. M10 Setscrew to steel plate/cleat

2 No Cleats per Nexus unit length

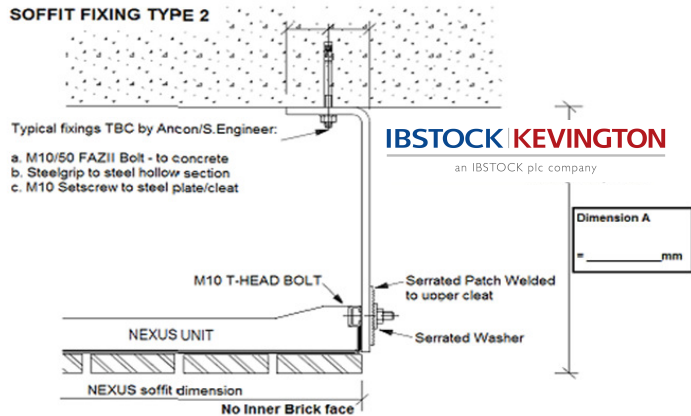
Components per Cleat Set:

- 1 x Fixing to structure
- 1 x Upper Cleat with slot & serrated patch (in vertical leg) & hole in horizontal leg
- 1 x Lower cleat with hole (in vertical) leg & slot in horizontal leg
- 1 x M10 set screw
- 1 x Serrated Washer
- 1 x M10 T Head Bolt
- 2 No Cleat sets required per Nexus Unit

OR

Request a double width cleat which has just one fixing into the structure

SOFFIT FIXING TYPE 2



Typical fixings TBC by Ancon/S.Engineer:
 a. M10/50 FAZII Bolt - to concrete
 b. Steelgrip to steel hollow section
 c. M10 Setscrew to steel plate/cleat

2 No Cleats per Nexus unit length

Components per Cleat Set:

- 1 x Fixing to structure
- 1 x Upper Cleat with slot & serrated patch (in vertical leg) & hole in horizontal leg
- 1 x Lower cleat with hole (in vertical) leg & slot in horizontal leg
- 1 x Serrated Washer
- 1 x M10 T Head Bolt
- 2 No Cleat sets required per Nexus Unit

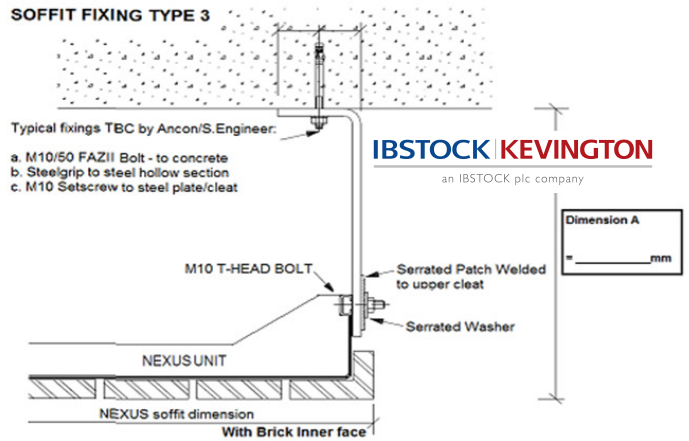
OR

Request a double width cleat which has just one fixing into the structure

CUSTOMER TO CONFIRM

- 1 Job (LM) Ref: _____
- 2 Site Name: _____
- 3 Date: _____
- 4 Preferred Soffit Fixing Type (1, 2 or 3): _____
- 5 Dimension A (mm): _____
- 6 Fixing Type (a, b or c): _____
- 7 Nexus Ref/Size: _____
- 8 Qty of Single units
(1 cleat per corner of Nexus unit): _____
- 9 Qty of Double units
(1 cleat bridging 2 Nexus units): _____
- To be designed by Contractor
- 10 Cleat thickness (mm): _____
- 11 Cleat width if single (mm): _____
- 12 Cleat width if double (mm): _____

SOFFIT FIXING TYPE 3



Typical fixings TBC by Ancon/S.Engineer:
 a. M10/50 FAZII Bolt - to concrete
 b. Steelgrip to steel hollow section
 c. M10 Setscrew to steel plate/cleat

2 No Cleats per Nexus unit length

Components per Cleat Set:

- 1 x Fixing to structure
- 1 x Upper Cleat with slot & serrated patch (in vertical leg) & hole in horizontal leg
- 1 x Lower cleat with hole (in vertical) leg & slot in horizontal leg
- 1 x Serrated Washer
- 1 x M10 T Head Bolt
- 2 No Cleat sets required per Nexus Unit

OR

Request a double width cleat which has just one fixing into the structure

Contact Julian Ching - Technical Manager for more information:

T: 07789 518983 Email: j.ching@ibstock.co.uk / nexus@ibstock-kevington.co.uk

This quotation is based on drawings / information supplied by the customer, Ibstock Kevington cannot be held responsible for quantities and / or description of goods. It is advisable for the customer / site to check all quantities prior to order. E&OE